


SMD TCXO

2.5 x 2.0 x 0.8 mm

7L Series



Features

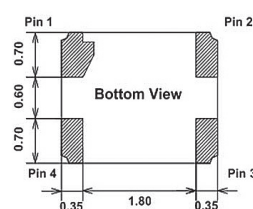
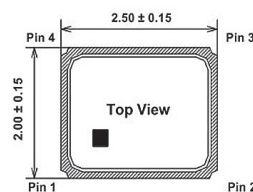
- Temperature Stability: ± 0.5 ppm ~ ± 2.0 ppm.
- Operating Temperature Range: -30 °C ~ 85 °C.
- Supply Voltage: 1.8 V ~ 3.3 V.
- Voltage Control Function Available.
- Frequencies: 16.367667 MHz, 16.368 MHz, 16.369 MHz, 19.2 MHz, 26 MHz, 33.6 MHz, 38.4 MHz, 40 MHz, 52 MHz.
- Applications: GPS, WiMAX, Cellular and Wireless Communications.
- RoHS Compliant / Pb Free.

Electrical Specifications

Item / Type		7L
Output Type		Clipped Sinewave
Output Load		10K Ω // 10 pF
Oscillation Mode		Fundamental
Supply Voltage		1.8 ~ 3.3 V
Frequency Range		13 ~ 52 MHz
Clipped Sinewave Output Voltage		0.8 Vp-p Min.
Frequency Stability	Vs. Temperature (-30 ~ $+85$ °C)	$\pm 0.5 / \pm 2.0$ ppm
	Vs. Load (Load varies ± 10 %)	± 0.2 ppm Max.
	Vs. Supply Voltage (V_{cc} = Typical ± 0.1 V)	± 0.2 ppm Max.
Frequency Tolerance	at 25 °C after 2 Reflows with Typical Applied to Auto Frequency Control Pin	± 2.5 ppm Max.
Slope of Frequency Drift		± 0.1 ppm / °C Typical ; ± 0.5 ppm / °C Max.
Storage Temperature Range		-40 ~ $+85$ °C
Auto Frequency Control (AFC) Range *		± 7 ~ ± 16 ppm (1.4V+/-1V)
Supply Current		2.0 mA Max.
Start-up Time		5 ms Max.
Harmonics		- 5 dBc Max.
Phase Noise at 1 kHz offset		- 130 dBc / Hz
Aging (at 25 °C)		± 1 ppm / year Max.

* AFC Range is selective and disable is acceptable.

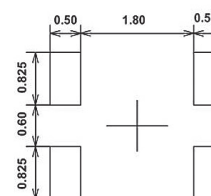
Dimensions



Pin Connection

Name	Connection
Pin 1	AFC or GND
Pin 2	GND
Pin 3	OUTPUT
Pin 4	VCC

Recommended Land Pattern



Units: mm

Remark : Specification subject to change without prior notice. Please confirm with our sales.