

Surface Mount Type

ZTAC

ZTTC

Low Profile

Low Cost


SMD Type

Frequency Range

2 MHz~60 MHz

Features

- Ultra-miniature size surface mount ceramic resonators
- 2-pin(ZTA series) or 3-pin (ZTT series)
- Frequency range from 2MHz to 60MHz
- High reliability chip resonator with high temperature withstanding ceramic case.
- RoHS Compliant
- Low profile, reflow solderable, excellent solderability.
- Can replace Murata CSAC/CSTC series ceramic resonators
- Applications: Car accessories, UPS, Power supply, PDAs, PC peripherals, Digital cameras, Camcorders, etc,



Standard Specifications

Part Number	Frequency Range (MHz)	Frequency Accuracy (at 25°C)	Frequency Stability	Operating Temperature	Aging for Ten Years (%)
ZTAC/ZTTCC□MG	2.0~8.00	±0.5%	±0.3%	-25~+80°C	±0.3
ZTAC/ZTTCS□MT	6.0~13.00	±0.5%	±0.4%	-25~+80°C	±0.3
ZTAC/ZTTCS□MX	13.00~60.00	±0.5%	±0.3%	-25~+80°C	±0.3
ZTAC/ZTTCV□MT	8.00~13.00	±0.5%	±0.4%	-25~+80°C	±0.3
ZTAC/ZTTCV□MX	13.00~60.00	±0.5%	±0.3%	-25~+80°C	±0.3
ZTAC/ZTTTCR□MG	4.00~8.00	±0.5%	±0.3%	-25~+80°C	±0.3
ZTAC/ZTTCE□MG	8.00~12.00	±0.5%	±0.3%	-25~+80°C	±0.3
ZTAC/ZTTTCW□MX	20.00~60.00	±0.5%	±0.3%	-25~+80°C	±0.3
ZTAC/ZTTTCP□MG	2.00~12.00	±0.5%	±0.2%	-40~+125°C	±0.1
ZTAC/ZTTTCZ□MX	24.00~60.00	±0.5%	±0.3%	-25~+85°C	±0.3

Surface Mount Type

ZTAC

ZTTC

Low Profile

Low Cost

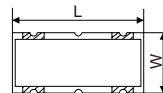
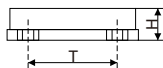
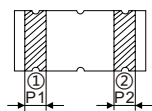
SMD Type

Frequency Range

2 MHz~60 MHz

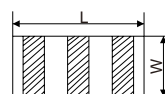
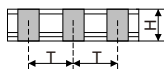
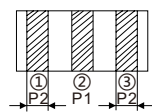
Dimensions [Unit: mm]

ZTAC Series



- ① Input
- ② Output

ZTTC Series



- ① Input
- ② GND
- ③ Output

Part Number	Size (mm)					
	L	W	H	P1	P2	T
ZTACC□MG	7.4±0.2	3.4±0.2	1.8±0.2	1.2±0.2	1.2±0.2	5.0±0.2
ZTTC□MG	7.4±0.2	3.4±0.2	1.8±0.2	1.2±0.2	1.2±0.2	2.5±0.2
ZTACR□MG	4.5±0.2	2.0±0.2	1.2 Max.	0.8±0.2	0.8±0.2	3.0±0.2
ZTTCR□MG	4.5±0.2	2.0±0.2	1.2 Max.	0.8±0.2	0.8±0.2	1.5±0.2
ZTACE□MG	3.2±0.2	1.3±0.2	1.0 Max.	0.4±0.2	0.4±0.2	2.4±0.2
ZTTCE□MG	3.2±0.2	1.3±0.2	1.0 Max.	0.4±0.2	0.4±0.2	1.2±0.2
ZTACS□MT/MX	4.7±0.2	4.1±0.2	(1.2+A)±0.2	1.0±0.2	0.8±0.2	3.9±0.2
ZTTCS□MT/MX	4.7±0.2	4.1±0.2	(1.2+A)±0.2	1.0±0.2	0.8±0.2	1.95±0.2
ZTACV□MT/MX	3.7±0.2	3.1±0.2	(1.0+A)±0.2	0.9±0.2	0.7±0.2	3.0±0.2
ZTTCV□MT/MX	3.7±0.2	3.1±0.2	(1.0+A)±0.2	0.9±0.2	0.7±0.2	1.5±0.2
ZTACW□MX	2.5±0.2	2.0±0.2	1.2 Max.	0.5±0.2	0.4±0.2	2.0±0.2
ZTTCW□MX	2.5±0.2	2.0±0.2	1.2 Max.	0.5±0.2	0.4±0.2	1.0±0.2
ZTACZ□MX	2.2±0.2	1.8±0.2	1.2 Max.	0.4±0.2	0.5±0.2	1.7±0.2
ZTT CZ□MX	2.2±0.2	1.8±0.2	1.2 Max.	0.4±0.2	0.5±0.2	0.85±0.2
ZTACP□MG	6.0±0.2	3.0±0.2	1.6±0.2	1.2±0.2	1.2±0.2	4.8±0.2
ZTTCP□MG	6.0±0.2	3.0±0.2	1.6±0.2	1.2±0.2	1.2±0.2	2.4±0.2