


High Temperature MEMS MHz Oscillators

SMD Type	Output	Best Stability	Operateure Temp.	Supply Voltage	Frequency Range
SJK8919	LVCMOS	20 ppm	-40~+125°C	1.8V ~ 3.3V	115 MHz~137 MHz
[2.0×1.6, 2.5×2.0, 3.2×2.5, 5.0×3.2, 7.0×5.0 mm]					

Features

- Standard 4-pin packages: 2.0×1.6 (2016), 2.5×2.0 (2520), 3.2×2.5 (3225), 5.0×3.2 (5032), 7.0×5.0 (7050), mm×mm
- LVCMOS/LVTTL output, any frequency between 115.194001 and 137MHz accuracy to 6 decimal places
- Excellent total frequency stability as low as ±20ppm
- Operating temperature from -40°C to +125°C
- 1.8V, 2.5V to 3.3V, 1.8V to 3.3V supply voltage
- RoHS and REACH Compliant, Pb-Free
- Low power consumption 4.9mA typical at 1.8V
- Applications: Industrial, Medical, Motor servo, Automotive, Sensors, Avionics and high temperature applications, etc.



Standard Specifications

Item / Type	SJK8919
Dimensions	2.0×1.6×0.75, 2.5×2.0×0.75, 3.2×2.5×0.75, 5.0×3.2×0.75, 7.0×5.0×0.9 mm
Output	LVCMOS /HCMOS
Frequency stability	±20ppm, ±25ppm, ±50ppm
Output frequency range	115.194001 MHz~137 MHz
Supply voltage	1.8V, 2.5V, 2.8V, 3.0V, 3.3V, 2.25V~3.63V
Current consumption	8mA max.
OE disable current	4.7mA max.
Standby current	8.5µA max.
Duty cycle	45~55%
Rise /Fall time	3ns max.
Output voltage Voh /Vol	90% Vdd min. /10% Vdd max.
Input voltage Vih /Vil	70% Vdd min. /30% Vdd max.
Input pull-up impedance	2 MΩ min.
Enable/Diable time	130ns max.
Start-up time	5ms max.
Operation temperature	-40~+105°C, -40~+125°C
Storage temperature	-65~+150°C
RMS Phase jitter (12 KHz~20 MHz)	2 pSec max.

High Temperature MEMS MHz Oscillators

SMD Type

SJK8918

[2.0×1.6, 2.5×2.0, 3.2×2.5, 5.0×3.2, 7.0×5.0 mm]

Output

LVC MOS

Best Stability

20 ppm

Operature Temp.

-40~+125°C

Supply Voltage

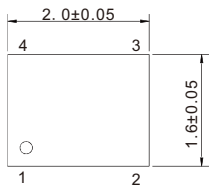
1.8V ~ 3.3V

Frequency Range

1 MHz~110 MHz

Outline Dimensions (Unit: mm)

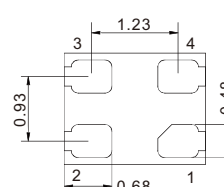
2.0×1.6×0.75 mm



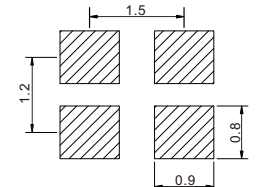
Top View



Side View

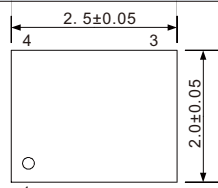


Bottom View



Footprint (Recommender)

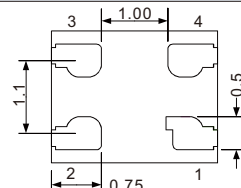
2.5×2.0×0.75 mm



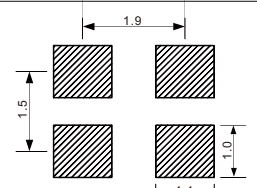
Top View



Side View

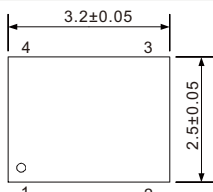


Bottom View



Footprint (Recommender)

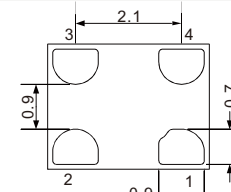
3.2×2.5×0.75 mm



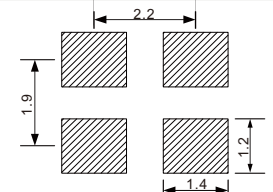
Top View



Side View

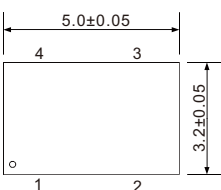


Bottom View



Footprint (Recommender)

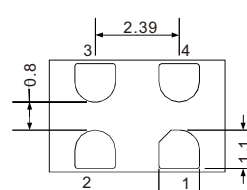
5.0×3.2×0.75 mm



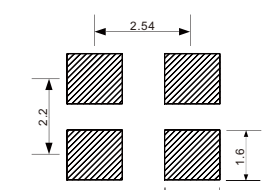
Top View



Side View

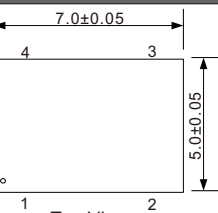


Bottom View

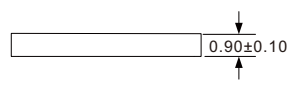


Footprint (Recommender)

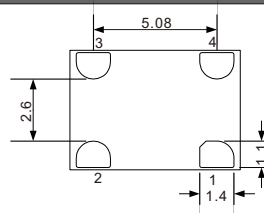
7.0×5.0×0.90 mm



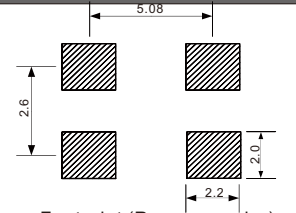
Top View



Side View

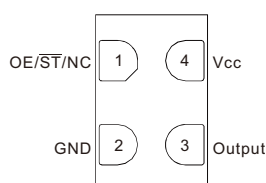


Bottom View



Footprint (Recommender)

Pin Map



Pin	Connection	Function
1	OE/ST/NC	Output Enable, Standby, No Connect
2	GND	Electrical ground
3	OUT	Oscillator output
4	Vdd	Power supply voltage